



Equipped for,





industry leading energy density.





FLEET & SWIFT POUCH CELL PLATFORM

Series Capacity	Size (mm)	Nominal Voltage	Energy	Mass	Density	C. Charge Discharge	M. Charge Discharge	Cycle Life @ 25°C	Op. Temps
Fleet 3.5Ah	3.2 x 63 x 109	3.8V	13.4Wh	33g	410 Wh/kg 790 Wh/L	0.2Cc / 3Cd	0.5Cc (30s) 5Cd (5s)	>400	-30°C to 55°C
Fleet 12Ah	5.7 x 83 x 150	4.0V	48.0Wh	128g	375 Wh/kg 860 Wh/L	0.2Cc / 5Cd	0.5Cc (30s) 7Cd (5s)		
Swift 12Ah	5.2 x 83 x 150	3.6V	43Wh	155g	295 Wh/kg 600 Wh/L	2Cc / 5Cd	2.5Cc (30s) 10Cd (10s)	>800	-40°C to 60°C
Swift 35Ah	10.4 x 87 x 187	3.6V	126Wh	397g	320 Wh/kg 700 Wh/L	1Cc / 3Cd	2Cc (30s) 10Cd (10s)		

 Ann Arbor, MI
 San Jose (HQ), CA

 Tokyo, JP
 Beijing, CN

 contact@enpower-greentech.com

 www.enpower-greentech.com

